

Name: \_\_\_\_\_

Date: \_\_\_\_\_

# Missing Numbers - Farm Animals

Fill in the missing numbers.





# Missing Numbers - Candy



Fill in missing numbers.



# Missing Numbers - Jungle

Write the missing numbers.




Name: \_\_\_\_\_

Date: \_\_\_\_\_

# Missing Numbers - Farm Animals

Fill in the missing numbers from 1 to 10.




1 ○ 3 4 ○ 6 ○ 8 9 ○



# Missing Numbers - Apples



Fill in the missing numbers.




Name: \_\_\_\_\_

Date: \_\_\_\_\_

# Missing Numbers - Fruits

Complete the number sequence.



Name: \_\_\_\_\_

Date: \_\_\_\_\_

# Missing Numbers - 1 to 30



Fill in the missing numbers.



1 ○ 3 4 ○ 6 7 ○ 9 10



○ 12 ○ 14 15 ○ 17 18 ○ 20



21 ○ 23 ○ 25 26 ○ 28 29 ○






# Missing Numbers - Cars



Write the missing numbers.





# Missing Numbers - Fruits



Complete the number sequence.



<input type="text"/>	2	<input type="text"/>	4	<input type="text"/>	6	<input type="text"/>	8	<input type="text"/>	10
----------------------	---	----------------------	---	----------------------	---	----------------------	---	----------------------	----



<input type="text"/>	2	<input type="text"/>	4	<input type="text"/>	6	<input type="text"/>	8	<input type="text"/>	10
----------------------	---	----------------------	---	----------------------	---	----------------------	---	----------------------	----



<input type="text"/>	2	<input type="text"/>	4	<input type="text"/>	6	<input type="text"/>	8	<input type="text"/>	10
----------------------	---	----------------------	---	----------------------	---	----------------------	---	----------------------	----



<input type="text"/>	2	<input type="text"/>	4	<input type="text"/>	6	<input type="text"/>	8	<input type="text"/>	10
----------------------	---	----------------------	---	----------------------	---	----------------------	---	----------------------	----



<input type="text"/>	2	<input type="text"/>	4	<input type="text"/>	6	<input type="text"/>	8	<input type="text"/>	10
----------------------	---	----------------------	---	----------------------	---	----------------------	---	----------------------	----

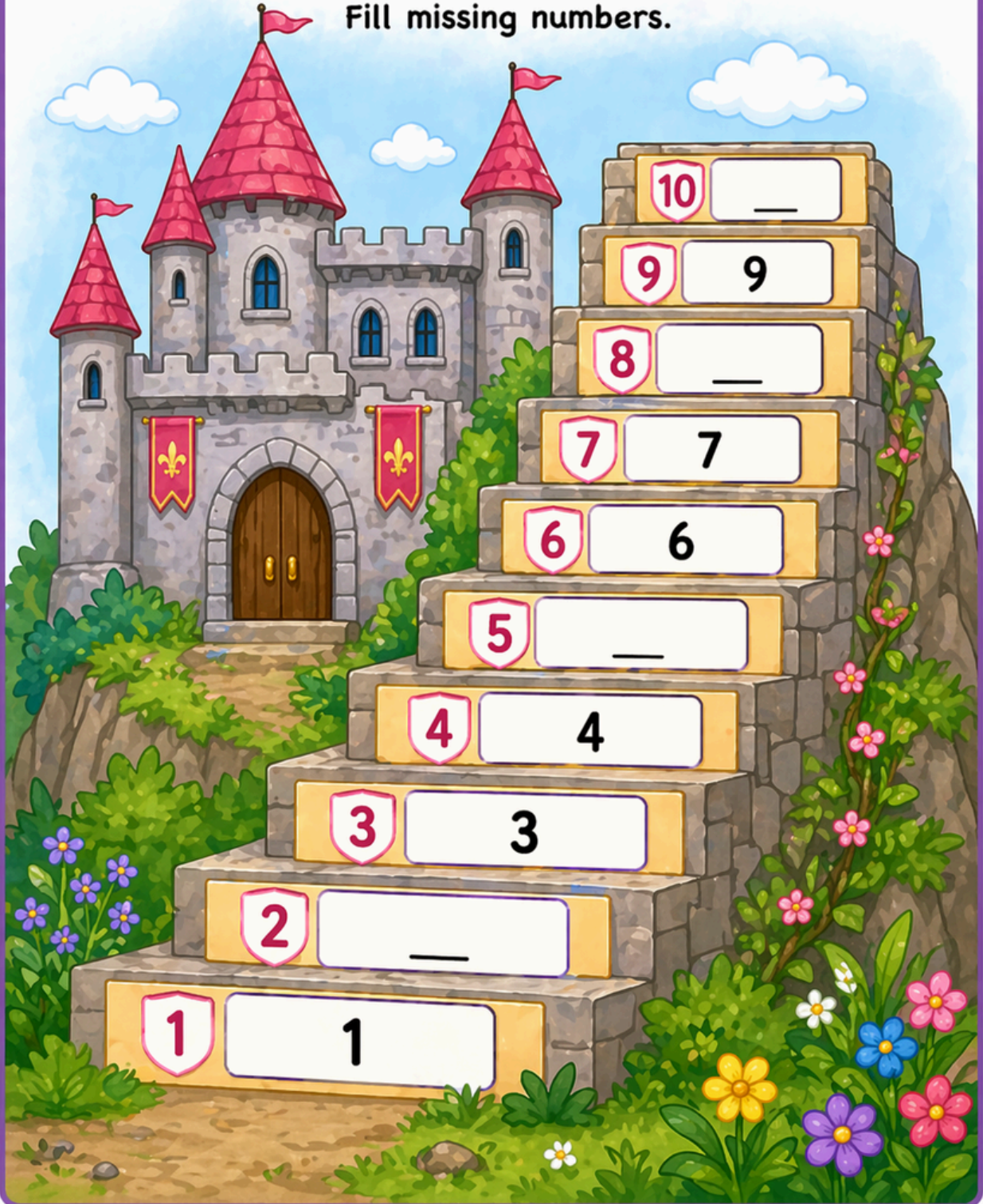




# Missing Numbers - Castle



Fill missing numbers.





# Missing Numbers - Ice Cream



Complete the numbers.

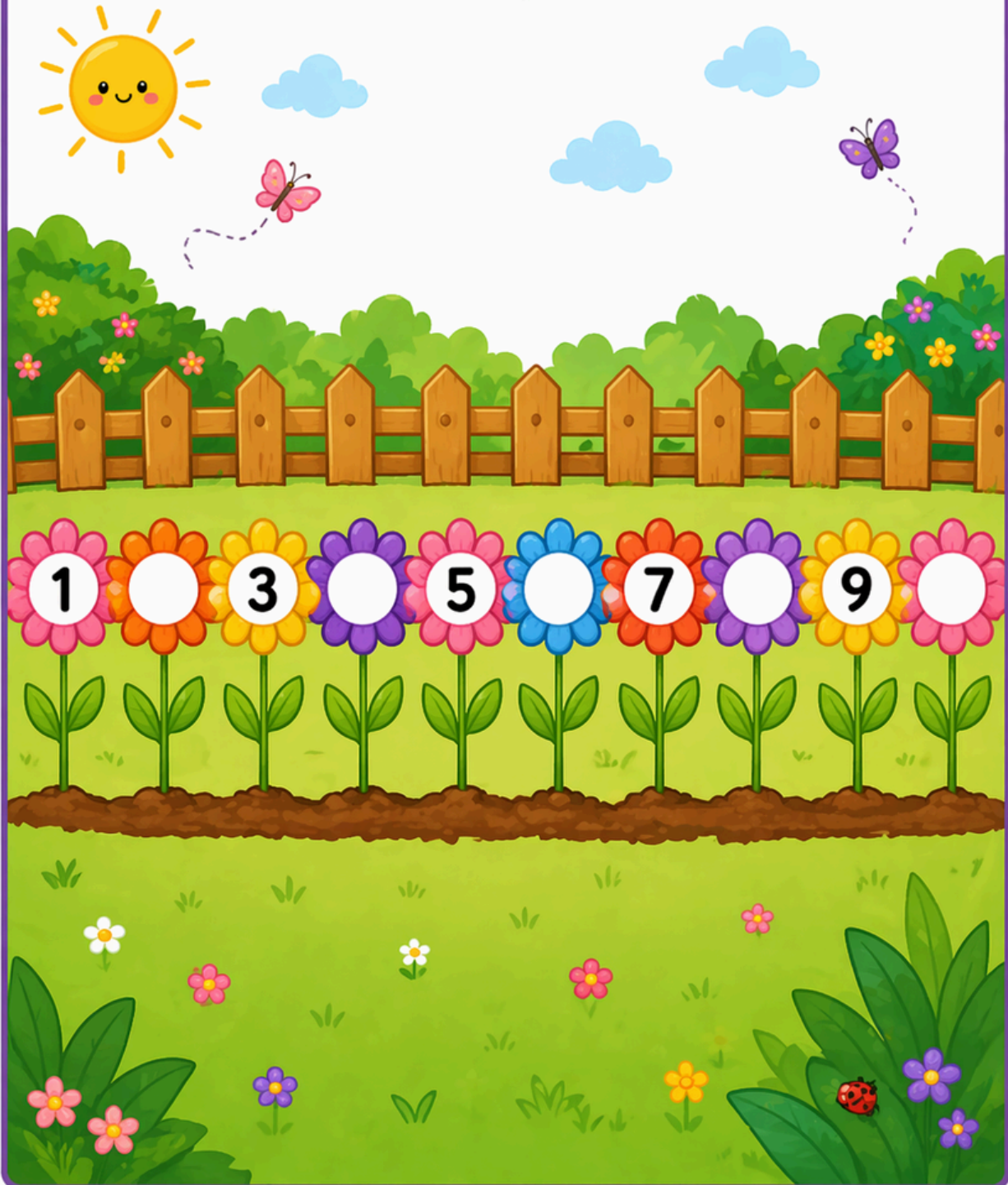




# Missing Numbers - Flowers



Fill in missing numbers.



Name: \_\_\_\_\_

Date: \_\_\_\_\_

# Missing Numbers - Puzzle

Complete the puzzle.





# Missing Numbers - School Bus



Fill the blanks.



Name: \_\_\_\_\_

Date: \_\_\_\_\_

# Missing Numbers - Rainbow

Fill in the blanks.

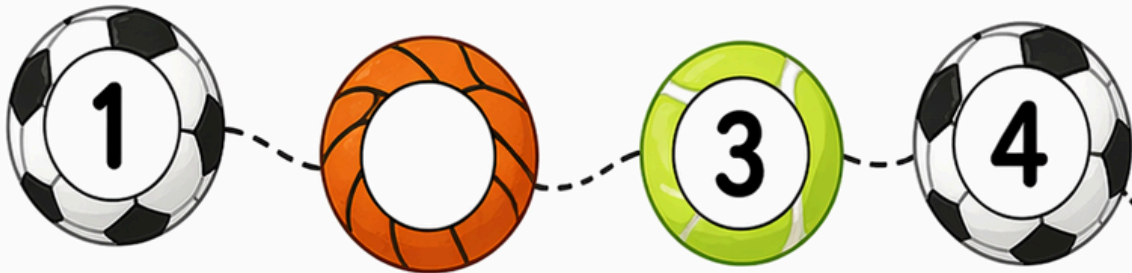


Name: \_\_\_\_\_

Date: \_\_\_\_\_

# Missing Numbers - Sports

Complete the numbers.





# Missing Numbers - Toys



Complete the sequence.

1 2 3   6 7

9 10


TOYS

Name: \_\_\_\_\_

Date: \_\_\_\_\_

# Missing Numbers - Train

Complete the train numbers.




Name: \_\_\_\_\_

Date: \_\_\_\_\_

# Missing Numbers – Ocean

Complete the numbers.





# Missing Numbers - Chicks



Fill the blanks.





# Missing Numbers - Balloons



Write missing numbers.



Name: \_\_\_\_\_

Date: \_\_\_\_\_

# Missing Numbers - Ladybugs

Complete the sequence.



Name: \_\_\_\_\_

Date: \_\_\_\_\_

# Missing Numbers - Space Countdown

Fill in the missing numbers.

The worksheet contains 10 rockets arranged in three rows, connected by a dashed yellow line. The rockets are numbered as follows:

- Row 1: Rocket 1 (red top) has the number 10. Rocket 2 (blue top) is blank. Rocket 3 (green top) has the number 8. Rocket 4 (purple top) has the number 7.
- Row 2: Rocket 5 (orange top) is blank. Rocket 6 (pink top) has the number 5. Rocket 7 (teal top) has the number 4. Rocket 8 (yellow top) is blank.
- Row 3: Rocket 9 (green top) has the number 2. Rocket 10 (blue top) is blank.

The background is a dark blue space with stars, planets, and a moon.

