

Name: _____

Date: _____

Count and Color – Animals

Look at the colored animal and color the rest the same.

1



2




3



4



5



6



7



8



9



10




Name: _____

Date: _____

Count and Color – Fruits

Match the colors and complete the set.

1



2



3



4



5



6



7



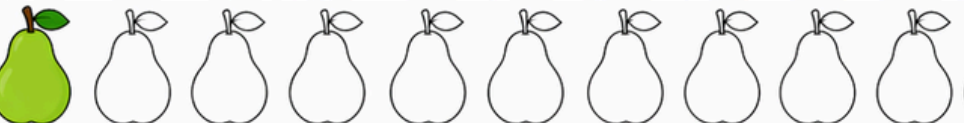
8



9



10



Name: _____

Date: _____



Count and Color - Animals




Count the animals and color them.


1 Color 1 dog




2 Color 2 cats




3 Color 3 fish




4 Color 4 birds




5 Color 5 rabbits




6 Color 6 elephants




7 Color 7 ducks




8 Color 8 butterflies



9 Color 9 cows



10 Color 10 monkeys













Name: _____

Date: _____

Count and Color – Flowers

Follow the color and finish the flowers.

1	
2	
3	
4	
5	
6	
7	
8	
9	
10	

Name: _____

Date: _____

Count and Color – Ocean Animals

Color the sea animals the same.

1




2



3



4




5



6



7



8



9



10

































































Name: _____

Date: _____

Count and Color – Insects

Color the insects like the sample.

1	 
2	  
3	   
4	    
5	     
6	      
7	       
8	        
9	        
10	        







Name: _____







Date: _____

Count and Color - Shapes

Copy the colors and complete the shapes.









1      

2      







3      

4      






5      

6      

7      

8      


9      



10      

Name: _____

Date: _____

Count and Color - Toys


Color like the example toy. 

1  






1 2 3

2   








1 2 3

3    







2 3 4

4     









3 4 5

5       







4 5 6

6      






5 6 7

7        







6 7 8

8      

7 8 9

9     

8 9 10

10      


9 10 11

Name: _____


Date: _____


Count and Color - Sweets

Match the colors and color the sweets. 


1  1


2  2


3  3


4  4


5  5

6  6

7  7

8  8

9  9

10  10

Name: _____

Date: _____

Count and Color – Vehicles

Color the vehicles like the example.

1



2



3



4



5



6



7



8



9



10



